




PPE & SAFE WORK PROCEDURE



Remarks: LOTOTO padlock treated as PPE. Those involve in isolation, shall equip with lock & tag.



Remarks: Fire rated balaclava compulsory for anyone working / visiting / inspecting below listed zones.

- Tapah (DCM, heating plant, boiler);
- SPN (grinding plant ball mill);
- And all electrical rooms.



Safety Helmet



Ear Protection
(noise area)



Eye Protection
(goggle type)



High Visibility long
sleeve shirt



Glove
(work related)



Safety Boots



SAFE WORK PROCEDURE WORKING IN LIME DUST AREA

Lime is irritant to skin, which can cause serious skin burns. The most vulnerable parts of the body are eyes, respiratory tract and skin (common areas are hand, neck and leg). Before starts work shall follow below requirement:

1. Advisable to apply skin lotion.
2. High visibility long sleeve shirt, gloves, safety goggle, dust respirator, safety boot and safety helmet are mandatory.
3. Cotton gloves are not recommended to work in lime spill area. Wear job related gloves.
4. Wear high cut safety boot.
5. Wear coverall. Lhoist will provide coverall, contractors are responsible for wearing it.

AlphaTec Multipurpose Disposable Coverall

- AlphaTec 2000 STD provides both protection and comfort with exceptional liquids and particulates protection.
- Moisture vapor permeable (breathable) to help reduce the risk of heat stress.
- Optimized body fit, to improve wearer's comfort and safety.

5. During work, if any Health & Safety issue immediately stop work and contractor's supervisor, please contact Lhoist person in charge. Do not start work until the issue rectify. **Any incidents during work shall report to Lhoist PIC and Safety immediately!**



EYES CONTACT WITH LIME:

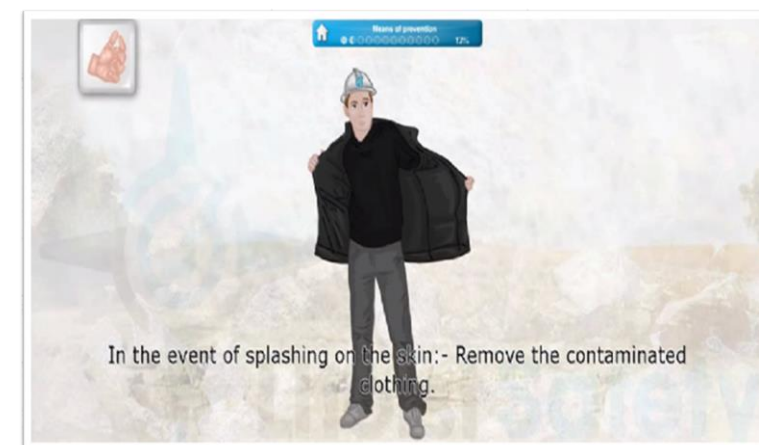

Immediately flush eyes with generous amounts of water or eye wash solution if water is unavailable. Seek medical attention promptly if the initial flushing of the eyes does not remove the irritant. Do not rub eyes. (**Do not wear contact lens**)

SKIN CONTACT WITH LIME:

Brush off or remove as much dry lime as possible. Wash exposed area with large amounts of water. If burned seriously or if irritation persists, seek medical attention promptly.

BUILDING EVACUATION:

In unforeseen situation, if lime spillage occurs in operation building, **DON'T PANIC**. Please keep yourself away from direct contact with lime spillage. During spillage, the product will be settling down on the ground level create dusty environment and reduce the visibility to the access. Wait until the dust to be lesser and have a clear visibility before evacuate the building. Stairway **USE HANDRAIL** and watch your steps.



Eye Solution Usage Method:

This solution to use in case of contact between eye and a chemical product is intended to quickly eliminate the residual chemical product on the eye.

The eye wash can get from Lhoist PIC or Safety team.

1 Remove the bottle cap



2 Turn to break the seal



3 Empty the bottle

